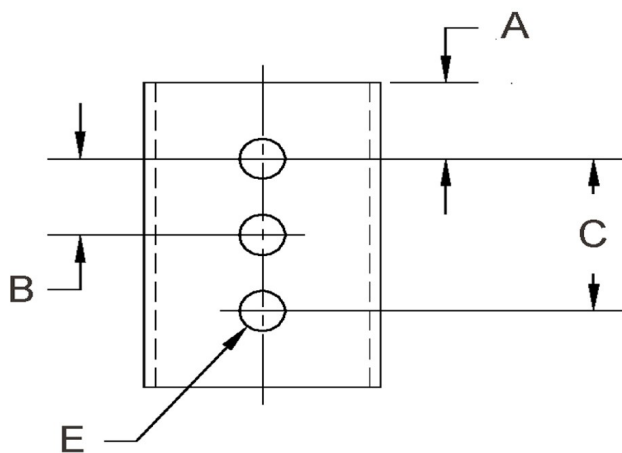
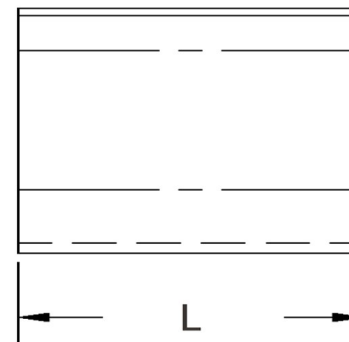
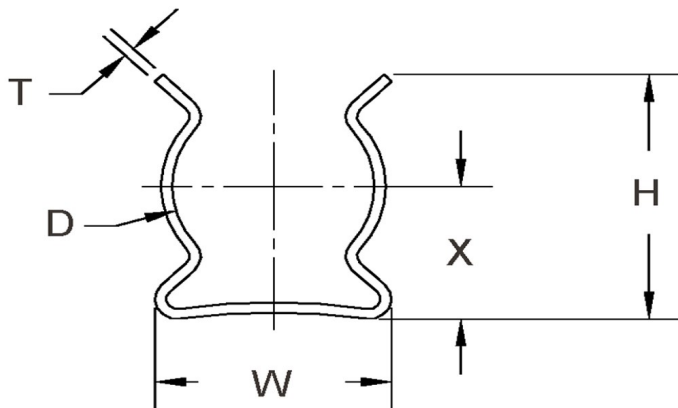


D+/-0.015	L+/-0.01	T (Stk)+/-0.001	H (Max)	W (Base Max)	X+/-0.02	E+/-0.003	A+/-0.005	B+/-0.005	C+/-0.005	# Of Holes
0.240	0.625	0.012	0.340	0.280	0.190	0.093	0.156	0.312	0	2



**NOTE:**

ALL DIMENSIONS ARE TO BE MEASURED WITH THE SPRING CLIP SECURED TO A FLAT SURFACE AND A COMPONENT OF THE NOMINAL DIAMETER IN PLACE.



SEASTROM MANUFACTURING CO., INC.  
456 SEASTROM STREET  
TWIN FALLS, IDAHO 83301  
(208) 737-4300 FAX (208) 734-7222

ALL INFORMATION  
COPYRIGHTED BY  
SEASTROM MFG.



**PART NO.:** 4521-24-62-2-N

**PART NAME:** Spring Clips 01

**MATERIAL:** Spring Steel

**HEAT TREAT:** Please refer to Material & Finish Specifications in Engineering Resources

**FINISH:** Nickel (All Dimensions Are Prior To Plating)

Dimensions in Inches