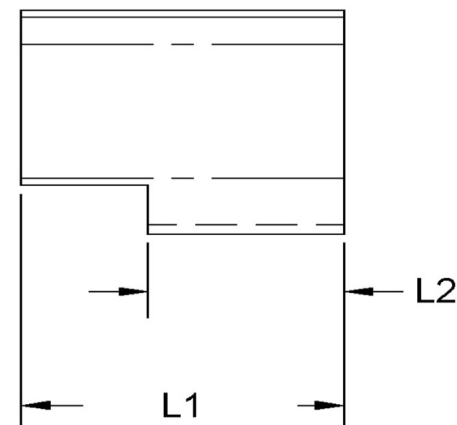
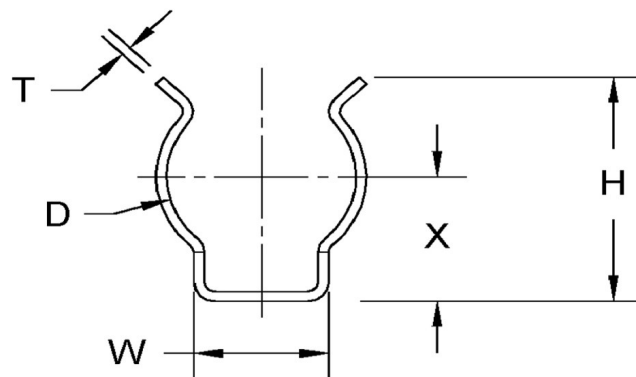
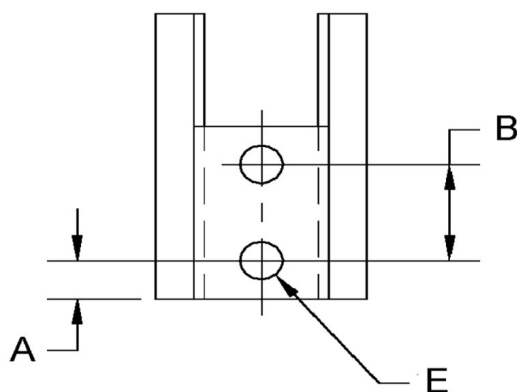


D+/-0.015	L1+/-0.01	L2+/-0.01	T (Stk)	H (Max)	W (Base Max)	X+/-0.02	E+/-0.003	A+/-0.005	B+/-0.005
0.875	1	0.625	0.011	0.955	0.645	0.500	0.113	0.125	0.375



NOTE:

ALL DIMENSIONS ARE TO BE MEASURED WITH THE SPRING CLIP SECURED TO A FLAT SURFACE AND A COMPONENT OF THE NOMINAL DIAMETER IN PLACE.



Dimensions in Inches



SEASTROM MANUFACTURING CO., INC.
456 SEASTROM STREET
TWIN FALLS, IDAHO 83301
(208) 737-4300 FAX (208) 734-7222

ALL INFORMATION
COPYRIGHTED BY
SEASTROM MFG.



PART NO.: 4514-87-100-1-C2

PART NAME: Spring Clips 12

MATERIAL: Beryllium Copper

HEAT TREAT: Please refer to Material & Finish Specifications in Engineering Resources

FINISH: Cadmium Type II (All Dimensions Are Prior To Plating)